automobili Lamborghini

Lambo Gaming Headset Veneno PRO
LB-GM HS PRO Orange

Orange Borealis

Instruction Manual

English

Registro de marca propiedad de AUTOMOBILI LAMBORGHINI, S.p.A., y es sublicenciada por AUTOMÓVILES LAMBORGHINI LATINOAMERICA, S.A. DE C.V.

DIGIORNO S.A.W.W.W.C.T.I.E.D.B.T.R.L.M.N.

Package Contents

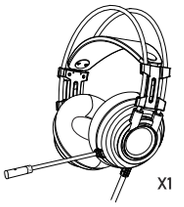

X1

Instruction Manual

X1

Overview

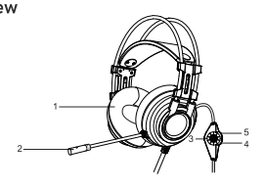

1	Earpads	4	Microphone Mute Switch
2	Microphone	5	LED Switch
3	Volume Control		

PC Setup

Control Panel>Sound>Set Default Playback and Recording to "LB-GM HS PRO Orange"

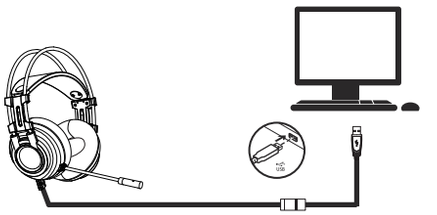

MAC Setup

Apple Menu>System Preferences>Sound>Set Default Output and Input to "LB-GM HS PRO Orange"

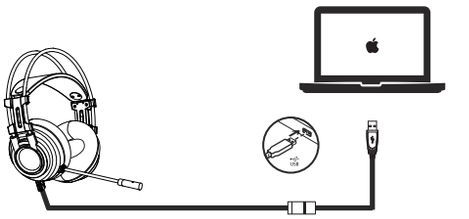

7.1 Surround Sound Setup

Please download the software driver at: www.lamborghinilatin.com/soporte/softwares

C-Media High Definition Audio Device
Software Requirement:
- Platforms: Windows 7 - Windows 10
- 120 MB of free hard rive space for installation
- 7.1 Surround available on Windows only. Software installation required

automobili Lamborghini

Lambo Gaming Headset Veneno PRO
LB-GM HS PRO Orange

Orange Borealis

Manual de instrucciones

Spanish

Registro de marca propiedad de AUTOMOBILI LAMBORGHINI, S.p.A., y es sublicenciada por AUTOMÓVILES LAMBORGHINI LATINOAMERICA, S.A. DE C.V.

DIGIORNO S.A.W.W.W.C.T.I.E.D.B.T.R.L.M.N.

Contenidos del paquete

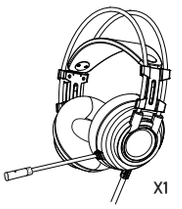

X1

Instruction Manual

X1

Descripción general

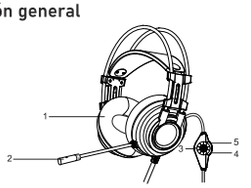

1	Almohadillas	4	Interruptor de silenciamiento del micrófono
2	Micrófono	5	Interruptor LED
3	Control de volumen		

Configuración de la computadora

Panel de control>Sonido>Establecer reproducción y grabación predeterminada en "LB-GM HS Pro Orange"

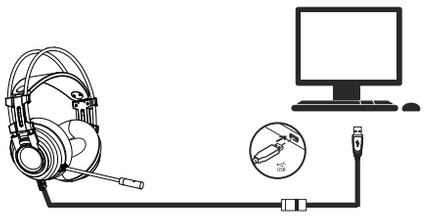

Configuración MAC

Menú Apple>Preferencias del sistema>Sonido>Establecer salida y entrada predeterminadas en "LB-GM HS Pro Orange"

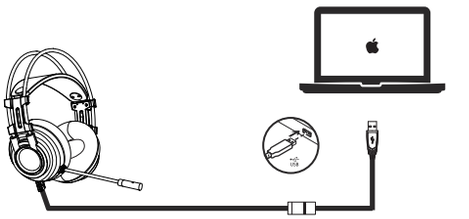

Configuración de sonido envolvente 7.1

Descargue el controlador de software en: www.lamborghinilatin.com/soporte/softwares

C-Media High Definition Audio Device
Requisito de software:
- Plataformas: Windows 7 - Windows 10
- 120 MB de espacio libre en el disco duro para la instalación
- 7.1 Surround disponible solo en Windows. Se requiere instalación de software

automobili Lamborghini

Lambo Gaming Headset Veneno PRO
LB-GM HS PRO Orange

Orange Borealis

Manual de instruções

Portugese

Registro de marca propiedad de AUTOMOBILI LAMBORGHINI, S.p.A., y es sublicenciada por AUTOMÓVILES LAMBORGHINI LATINOAMERICA, S.A. DE C.V.

DIGIORNO S.A.W.W.W.C.T.I.E.D.B.T.R.L.M.N.

conteúdo do pacote

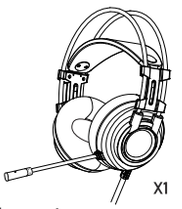

X1

Instruction Manual

X1

Visão geral

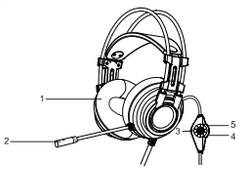

1	Almofadas	4	Interruptor de Mudo do Microfone
2	Microfone	5	Interruptor LED
3	Controle de volume		

Configuração do PC

Painel de controle>Som>Definir reprodução e gravação padrão como "LB-GM HS Pro Orange"

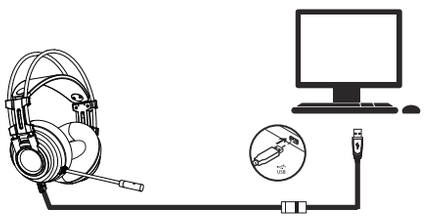

Configuração do MAC

Menu Apple>Preferências do Sistema>Som>Definir Saída e Entrada Padrão como "LB-GM HS Pro Orange"

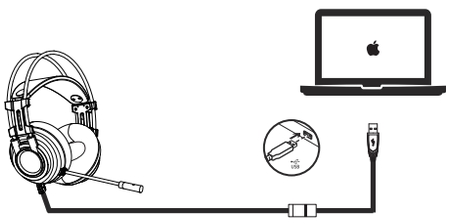

7.1 Configuração do Som Surround

Baixe o driver do software em: www.lamborghinilatin.com/soporte/softwares

C-Media High Definition Audio Device
Requisito de software:
- Plataformas: Windows 7 - Windows 10
- 120 MB de espaço livre no disco rígido para instalação
- 7.1 Surround disponível apenas no Windows. Instalação de software necessária